

## PRODUCT DATA SHEET

### PC INSULATED DISCONNECT TERMINALS partially reinforced with copper sleeve

HALOGEN FREE



#### Description:

The PC insulated disconnect terminals has been designed, to meet the increasing demands for improved safety and reliability of electrical connectors.

The polycarbonate insulation, is a halogen free, self extinguishing thermoplastic material class V0 (UL 94). The unique funnel shaped entry of the insulation sleeve, guarantees total insertion of the conductor strands into the terminal barrel, creating a secure and reliable, electrical and mechanical connection.

#### Technical details:

- The connectors are manufactured from brass P-Cu Zn 30 UNI 4895/1962 (corresponding to: Cu Zn 30 DIN 17660/1974 ; Cu Zn 30 NFA51-101/1977) according to IEC 760 norms and are tin plated with a minimum thickness of 3µm.
- The reinforcement tube is made of copper SF Cu DIN 1787/1973, F25
- Main characteristics of the PC sleeves:
  - DIELECTRIC STRENGTH (KV/mm) : >30
  - VOLUME RESISTIVITY (Ω/cm) : >10<sup>16</sup>
  - MAX OPERATING TEMPERATURE (°C) : 115÷130
  - FLAMMABILITY (UL-94) : V0
  - DENSITY (g/cm<sup>3</sup>) : 1,2
  - WATER ABSORPTION (%) : 0,15
  - BREAKING LOAD (N/mm<sup>2</sup>) : >65
- The connectors can be used within the following temperature range: - 20 ÷ + 115 °C (Surge + 130° C)

#### Markings:



B T Directive EEC 73/23 (modified by EEC 93/68)



According to UL 310 standard (file 212000)






# PRODUCT DATA SHEET

## PC INSULATED DISCONNECT TERMINALS partially reinforced with copper sleeve






### Sections and Dimensions:

### FEMALE DISCONNECT TERMINALS

*Polycarbonate insulated terminals -  
partially reinforced with Copper sleeve*

Cond. Size sqmm (AWG)	Ref.	Tab Size	Quantity Box/Bag
0,25-1,5 (22-16)		2,8 x 0,5	3.000/100
		• 2,8 x 0,8	3.000/100
		4,8 x 0,5	2.500/100
		4,8 x 0,8	2.500/100
1,5-2,5 (16-14)		4,8 x 0,5	2.500/100
		4,8 x 0,8	2.500/100
		6,35 x 0,8	1.500/100
4-6 (12-10)		6,35 x 0,8	1.000/100




*Polycarbonate fully insulated terminals -  
partially reinforced with Copper sleeve*

Cond. Size sqmm (AWG)	Ref.	Tab Size	Quantity Box/Bag
0,25-1,5 (22-16)		2,8 x 0,5	2.000/100
		• 2,8 x 0,8	2.000/100
		4,8 x 0,5	1.500/100
		4,8 x 0,8	1.500/100
1,5-2,5 (16-14)		4,8 x 0,5	1.500/100
		4,8 x 0,8	2.000/100
		6,35 x 0,8	1.000/100
4-6 (12-10)		6,35 x 0,8	800/100



\*Not UL approved

### MALE DISCONNECT TERMINALS

*Polycarbonate insulated terminals -  
partially reinforced with Copper sleeve*

Cond. Size sqmm (AWG)	Ref.	Tab Size	Quantity Box/Bag
0,25-1,5 (22-16)		6,35 x 0,8	3.000/100
1,5-2,5 (16-14)		6,35 x 0,8	2.500/100
4-6 (12-10)		6,35 x 0,8	1.000/100



*Polycarbonate fully insulated terminals -  
partially reinforced with Copper sleeve*

Cond. Size sqmm (AWG)	Ref.	Tab Size	Quantity Box/Bag
0,25-1,5 (22-16)		• 6,35 x 0,8	1.000/100
1,5-2,5 (16-14)		• 6,35 x 0,8	1.000/100

\*Not UL approved



### MALE/FEMALE CONNECTORS

*Polycarbonate  
insulated terminals -  
partially reinforced with Copper sleeve*

Cond. Size sqmm (AWG)	Ref.	Tab Size	Quantity Box/Bag
0,25-1,5 (22-16)		6,35 x 0,8	1.000/100
1,5-2,5 (16-14)		6,35 x 0,8	1.500/100

### BULLET AND SOCKET CONNECTORS

*Polycarbonate  
insulated terminals -  
partially reinforced with Copper sleeve*

Cond. Size sqmm (AWG)	Ref.	Ø mm	Quantity Box/Bag
0,25-1,5 (22-16)		• 4	2.500/100
		• 4	1.000/100
1,5-2,5 (16-14)		• 5	2.000/100
		• 5	800/100

\*Not UL approved