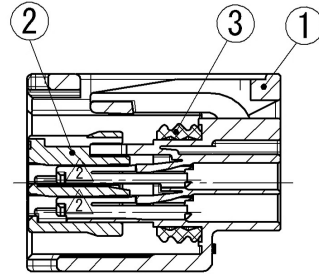
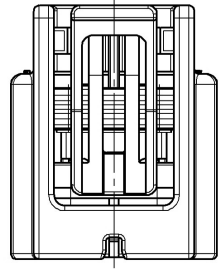


GENERAL TOLERANCE											
	10 MAX	50 MAX	100 MAX	250 MAX	250 OVR	R5 MAX	R10 MAX	R20 MAX	R20 OVR	ANGLE	ECCENT
A	±0.15	±0.2	±0.3	±0.5	±0.75					±3°	0.1
B	±0.2	±0.3	±0.55	±0.95	±1.4	±0.2	±0.3	±0.5	±2.5	±3°	0.1
C	±0.3	±0.5	±0.8	±1.4	±2					±3°	0.15



SEC. A-A

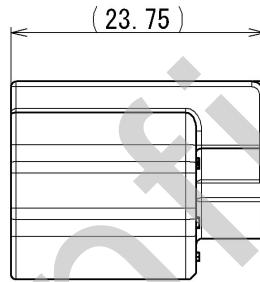
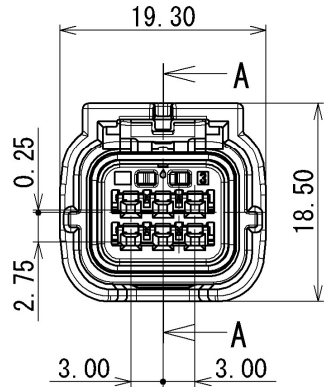


TABLE 1		TABLE 2			
SUB ASSEMBLY PART NO. AND CH. CODE	NO.	PART NO. AND CH. CODE	MATERIAL	COLOR	QTY.
△ 7283-2764-30 ETC.	①	△ SEE TABLE 2	PBT	△ SEE TABLE 2	1
	②	7158-6624	PBT-G	NATURAL	1
	③	7137-2779-80	SILICONE RUBBER	BROWN	1

TABLE 2		SUB ASSEMBLY PART NO. AND CH. CODE		PART NO. AND CH. CODE	COLOR
△ 1	7283-2764	7183-2764	7183-2764	NATURAL	
	7283-2764-30	7183-2764-30	7183-2764-30	BLACK	
△ 2	7283-2764-40	7183-2764-40	7183-2764-40	LIGHT GRAY	

注記

- △ 1. かん合相手品番 : 7282-2764-30 ETC.
- 2. 適用端子品番 : 7116-4415-02
: 7116-4416-02
: 7116-4417-02
- 3. 適用ゴム栓品番 : 7158-3165-90
: 7158-3166-60
: 7158-3167-80
: 7158-3168-80
- 4. 適用防水栓品番 : 7158-3169-40

NOTES

- △ 1. MATING PART NO. : 7282-2764-30 ETC.
- 2. APPLICABLE TERMINAL NO. : 7116-4415-02
: 7116-4416-02
: 7116-4417-02
- 3. APPLICABLE SEAL RUBBER NO. : 7158-3165-90
: 7158-3166-60
: 7158-3167-80
: 7158-3168-80
- 4. APPLICABLE UNUSED CAVITY PLUG : 7158-3169-40

ISSUE MARK

REVISION RECORD					CUSTOMER				MATERIAL SPEC.			TREAT. & FIN.								
LET	DATE	REVISION RECORD	NO.	CHKD	CUSTOMER PART NO.	CUSTOMER DWG NO.	TRIAL PART NO.	VENDOR	VENDOR NO.	SEE TABLE										
△ 2	12/08/31	ADDED PART NO., ETC.	C12-Z787	E. I																
△ 1	05/03/14	ADDED PART NO., ETC.	C05-Z399	K. N																
	04/07/08	NEW	C04-Z729	K. N																
GENERAL TOLERANCE <td colspan="4">DWG TYPE <td colspan="3">DWG SOURCE <td colspan="2">DWG DATE <td colspan="2">UNIT <td colspan="2">SCL <td colspan="2">ANGLE </td></td></td></td></td></td>					DWG TYPE <td colspan="3">DWG SOURCE <td colspan="2">DWG DATE <td colspan="2">UNIT <td colspan="2">SCL <td colspan="2">ANGLE </td></td></td></td></td>				DWG SOURCE <td colspan="2">DWG DATE <td colspan="2">UNIT <td colspan="2">SCL <td colspan="2">ANGLE </td></td></td></td>			DWG DATE <td colspan="2">UNIT <td colspan="2">SCL <td colspan="2">ANGLE </td></td></td>		UNIT <td colspan="2">SCL <td colspan="2">ANGLE </td></td>		SCL <td colspan="2">ANGLE </td>		ANGLE		
	10MAX	50MAX	100MAX	250MAX	250OVR	ANGLE	ECCENT	R	NEW	04/07/08	mm	2:1	3		PART NO. CH. CODE		△ 7283-2764-30 ETC.			
A	±0.15	±0.2	±0.3	±0.5	±0.75	±30'	0.1	APPROVED	CHECKED	CHECKED	DESIGN	DRAWN		DWG NO.		7283-2764-30:R		SET DWG NO.		
B	±0.2	±0.3	±0.55	±0.95	±1.4	±30'	0.1	H. KANDA	K. SAWAIRI		K. NIIHO	E. ITALIA		7283-2764-30:R						
C	±0.3	±0.5	±0.8	±1.4	±2	±30'	0.15	12/08/31	12/08/31		04/06/17	12/08/31		YAZAKI CORPORATION						
SPECIFIED					MASS				g											